

Professional AC, AC/DC True RMS Clamp Meters with TFT color LCD display



CE
EMC & LVD
EN: 61326
EN: 61010-1,
EN: 61010-02-031



The 9380/9381/9382/9383 series clamp meters providing fast A/D converting sampling time, high accuracy, built-in datalogging offer all needed features for measurement. It is with modern bodies and jaws design for perfectly handhold and tight place testing. A large backlit display (on the most of models) is easy to see and a handy Display Hold keeps measurements on the display.

- Double molded plastic housing
- True RMS measurement for ACV & ACA
- Flexible current probe expands the measurement range to 2500 ACA (9383)



EMC & LVD
EN: 61326
EN: 61010-1,
EN: 61010-02-031



Features

	9380	9381	9382	9383
Current measurement	AC	AC/DC	AC/DC	AC/DC
Display counts	4000	4000		
1.8" TFT color LCD display counts			6000	50000
AC True RMS	*	*	*	*
Low pass filter			*	*
Data Hold & Peak Hold		*	*	*
Max /Min	*	*	*	*
REL (Zero) Function		*	*	*
Auto Power Off	*	*	*	*
Low battery indication	*	*	*	*
100mS Inrush current			*	*
1.3" (34mm) Jaw opening	*	*	*	*
Bluetooth interface			*	*
2500A ACA flexible clamp				*
Trend capture function			*	*
Fast response time			20 times/sec.	20 times/sec.

Specifications

Function	Max Range	Basic Accuracy	9380	9381	9382	9383
Voltage DC	1000V	±(0.5%+2d)	*	*	*	*
Voltage AC	1000V	±(1.0%+5d)	*	*	*	*
Current DC	600.0A	±(2.0%+5d)	*	*	*	*
Current AC	600.0A	±(2.5%+8d)	*	*	*	*
Resistance	60MΩ	±(3.0%+5d)	40MΩ	40MΩ	*	50MΩ
Temperature	1000°C/ 1832°F	±(1.0%+3d)	*	*	*	*
Capacitance	10mF	±(2.5%+5d)	4mF	*	*	*
Frequency	1000Hz	±(0.5%+2d)	*	*	*	*
Inrush Current	600.0A	±(1.5%+2d)			*	*
Continuity check	Buzzer sounds at 30Ω					
Diode test	Test current 0.3mA					

Size(HxWxD): 248mm x 76mm x 40mm

Weight: 315g

Accessories:

Test leads, gift box with carrying case, Temperature probe and Li-ion battery, Software(9382/9383)
Flexible clamp (9383)

- Fast response time
- True RMS

- TFT color LCD display(9382/9383)
- 50000 counts (9383)
- PC Calibration



Model 9382

Model 9381

Model 9383

Flexible clamp
Model CP-20

Professional Heavy Duty AC, AC/DC True RMS Autoranging Clamp Meters with Dual Type K Inputs



Meterbox-iCM Software for DT-3382/3383 digital clamp meters

Amazing features and built-in apps.

The Meterbox-iCM software can support our Clamp Meter products transferring the measured data to the customer's smartphone. Customers can easily use the software to check, transfer or edit the data with table and chart.

They can also has powerful cloud functions such as computing and storage service.





EMC & LVD
EN: 61326
EN: 61010-1,
EN: 61010-02-031










The 3380 series clamp meters offer all needed features for measurement, design for perfectly handhold and tight place testing. A large backlit display (on most models) is easy to see and a handy Display Hold keeps measurements on the display. Dual type K inputs for temperature measuring support more application.

- Double molded plastic housing
- True RMS measurement for ACV & ACA



EMC & LVD
EN: 61326
EN: 61010-1,
EN: 61010-02-031

- True RMS
- Dual Type K Inputs

Drop-proof to 2M



Features

	3380	3381	3382	3383
Current measurement	AC	AC/DC	AC	AC/DC
LCD display counts	50000	50000	50000	50000
AC True RMS	*	*	*	*
Dual type K inputs	*	*	*	*
Display with backlight	*	*	*	*
Data Hold & Peak Hold	*	*	*	*
Max /Min	*	*	*	*
REL (Zero) Function	*	*	*	*
Auto Power Off	*	*	*	*
Low battery indication	*	*	*	*
1.9" (48mm) Jaw opening	*	*	*	*
NCV Detection	*	*	*	*
Bluetooth interface			*	*

Specifications

Function	Max Range	Basic Accuracy	3380	3381	3382	3383
Voltage DC	600V	±(0.1%+4d)	*	*	*	*
Voltage AC	600V	±(1.0%+3d)	*	*	*	*
Current DC	1000A	±(2.5%+5d)	*	*	*	*
Current AC	1000A	±(2.5%+5d)	*	*	*	*
DC µA/mA Current	5000.0µA/500.00mA	±(1.0%+3d)	*	*	*	*
AC µA/mA Current	5000.0µA/500.00mA	±(1.5%+30d)	*	*	*	*
Resistance	50MΩ	±(3.0%+5d)	*	*	*	*
Temperature	1000°C/ 1832°F	±(1.0%+2.5°C/4.5°F)	*	*	*	*
Capacitance	5mF	±(3.5%+10d)	*	*	*	*
Frequency	10MHz	±(0.3%+2d)	*	*	*	*
Continuity check	Buzzer sounds at 35Ω		*	*	*	*
Diode test	Test current 0.3mA		*	*	*	*

Size(HxWxD): 230mm x 76mm x 40mm
Weight: 315g

Accessories:
Test leads, gift box with carrying case, Temperature probe and 9V battery.
Software(3382/3383)



The 3370B series clamp meters offer all the features you need to fit the way you work. The bodies and jaws fit perfectly in your hand and into tight places. Meter controls are positioned so that current measurements can be done with one hand. A large backlit display (on most models) is easy to see and a handy Display Hold keeps measurements on the display.



EMC & LVD
EN: 61326
EN: 61010-1,
EN: 61010-02-031

- Double molded plastic housing
- True RMS measurement for ACV & ACA

Drop-proof to 2M

True RMS



Features	3370B	3371B	3372B	3373
Current measurement	AC	AC/DC	AC/DC	AC/DC
LCD display counts	4000	4000	6000	6000
AC True RMS	*	*	*	*
Display with backlight	*	*	*	*
Data Hold & Peak Hold	*	*	Data Hold	Peak Hold
Max /Min			*	*
REL (Zero) Function	*	*	*	*
Auto Power Off	*	*	*	*
Low battery indication	*	*	*	*
Analog Bargraph / 61 seg.	* / 41 seg.	* / 41 seg.	*	*
1.9" (48mm) Jaw opening	*	*	*	*
NCV Detection & flashlight	*	*	*	*
Inrush Current				*

Specifications	Function	Max Range	Basic Accuracy	3370B	3371B	3372B	3373
Voltage DC	1000V	±(0.5%+1d)	600V	600V	*	*	*
Voltage AC	1000V	±(1.5%+2d)	600V	600V	*	*	*
Current DC	1000A	±(2.0%+5d)	*	*	*	*	*
Current AC	1000A	±(2.5%+4d)	*	*	*	*	*
Resistance	60MΩ	±(3.0%+5d)	40M	40M	*	*	*
Temperature	1000°C/ 1832°F	±(3.0%+3d)	*	*	*	*	±(1.0%+3d)
Capacitance	10mF	±(2.5%+5d)	4000uF	4000uF	6mF	6000uF	
Frequency	10MHz	±(1.2%+2d)	*	10kHz	*	10MHz	
Inrush Current	1000A	±(1.5%+2d)					*
Continuity check	Buzzer sounds at 50Ω						
Diode test	Test current 0.3mA						

Size(HxWxD): 230mm x 76mm x 40mm

Weight: 315g

Accessories:

Test leads, gift box with carrying case, Temperature probe and 9V battery.
Software(3373)



Model 3371B



Model 3372B



The 3385 series clamp meters offer all needed features for measurement, design for perfectly hand-hold and tight place testing. A large backlit display (on most models) is easy to see and a handy Display Hold keeps measurements on the display. Flexible current probe expands the measurement range to 2500 ACA.



EMC & LVD
EN: 61326
EN: 61010-1,
EN: 61010-02-031

- Double molded plastic housing
- True RMS measurement for ACV & ACA
- Flexible current probe expands the measurement range to 2500 ACA for all models
- Dual type K inputs for temperature measuring support more application..(3387/3388)
- Flexible current probe expands the measurement range to 2500 ACA



Drop-proof to 2M

True RMS

Features	3385	3386	3387	3388
Current measurement	AC	AC/DC	AC	AC/DC
LCD display counts	50000	50000	50000	50000
2500A ACA flexible clamp	*	*	*	*
AC True RMS	*	*	*	*
Dual type K inputs	*	*	*	*
Display with backlight	*	*	*	*
Data Hold & Peak Hold	*	*	*	*
Max /Min	*	*	*	*
REL (Zero) Function	*	*	*	*
Auto Power Off	*	*	*	*
Low battery indication	*	*	*	*
1.9" (48mm) Jaw opening	*	*	*	*
NCV Detection	*	*	*	*
Bluetooth interface			*	*

Specifications	Function	Max Range	Basic Accuracy	3385	3386	3387	3388
Voltage DC	600V	±(0.1%+4d)		*	*	*	*
Voltage AC	600V	±(1.0%+3d)		*	*	*	*
Current DC	1000A	±(2.5%+5d)		*	*	*	*
Current AC	1000A	±(2.5%+5d)		*	*	*	*
DC μA/mA Current	5000.0μA/500.00mA	±(1.0%+3d)				*	*
AC μA/mA Current	5000.0μA/500.00mA	±(1.5%+30d)				*	*
Resistance	50MΩ	±(3.0%+5d)		*	*	*	*
Temperature	1000°C/ 1832°F	±(1.0%+2.5°C/4.5°F)		*	*	*	*
Capacitance	5mF	±(3.5%+10d)		*	*	*	*
Frequency	10MHz	±(0.3%+2d)		*	*	*	*
ACA flexible clamp	2500A	±(3.5%+10d)		*	*	*	*
Continuity check	Buzzer sounds at 35Ω						
Diode test	Test current 0.3mA						

Size(HxWxD): 230mm x 76mm x 40mm

Weight: 315g

Accessories:

Test leads, gift box with carrying case, Temperature probe and 9V battery.
Software(3387/3388)



Flexible clamp Model CP-20

Model 3386



Flexible clamp Model CP-20


Model 3388



Model 3390



Model 3392




1000A True RMS

- Peak Hold Function(3392/3392W/3392BT)
- Inrush Current Measurement(3397)

3391/3392/3395/3397 Series Professional True RMS Clamp Meters provide accurate AC, AC/DC Current and Voltage readings regardless of waveforms. These meters can be used in most industrial and commercial applications where non-linear loads distort the Current or Voltage waveform.



EMC & LVD
EN: 61326
EN: 61010-1,
EN: 61010-02-031



Features

	3390	3391/3391W	3392/3392W/3392BT	3395	3397
True RMS measurements		*	*	*	*
Digital display counts	4000	4000	4000	6000	50000
Electronic overload protection	*	*	*	*	*
Analog Bargraph/segments			*/41	*/61	*/51
Continuity buzzer & Diode check	*	*	*	*	*
Data Hold function	*	*	*	*	*
Peak Hold function			*	Min./Max.	*
Inrush current measurement					*
DCA Zero function			*	*	*
Auto Power Off	*	*	*	*	*
Low battery indication	*	*	*	*	*
AC/DC Current	AC	AC	*	*	*
2" (52mm) Clamp jaw opening	*	*	*	*	*
NCV Detection	*	*	*	*	*
Bluetooth data transmission			3392BT		
Wireless USB interface		3391W	3392W		

Specifications

Function	Max Range	Basic Accuracy	Max. Resolution	3390	3391 3391W	3392 3392W 3392BT	3395	3397
AC Current	1000 A	±(2.5%+5d)	10mA	*	*	*	*	*
DC Current	1000 A	±(3.0%+4d)	10mA	*	*	*	*	*
AC Voltage	600V	±(0.8%+2d)	0.1mV	*	*	*	*	*
DC Voltage	600V	±(1.0%+4d)	0.1mV	*	*	*	*	*
Resistance	40MΩ	±(1.0%+4d)	0.1Ω	*	*	*	*	50mF
Capacitance	40mF	±(3.0%+5d)	0.01nF		100μF	100μF	*	4000μF 10mF
Frequency	10MHz	±(1.2%+3d)	0.01MHz	*	*	4kHz	*	*
Temperature	1000°C/1832°F	±(3.0%+5d)	1°C/°F	*	*	*	*	*

Size(HxWxD): 271mm x 100mm x 47mm

Weight: 508g

Accessories:

Test leads, gift box with carrying case, 9V battery and Temperature probe (3391/3391W/3392/3392W/3392BT/3395/3397)

The 371 series clamp meters offer all needed features for measurement. It with small bodies and jaws design for perfectly handhold and tight place testing. A large backlit display (on most models) is easy to see and a handy Display Hold keeps measurements on the display. Measuring starting current for motors, lighting, etc. is easy with the inrush current function (376 only).

- Double molded plastic housing
- Inrush current function (376 only)
- Auto Power Off

Inrush current (376)

True RMS (375/376)



EMC & LVD
EN: 61326
EN: 61010-1,
EN: 61010-02-031



Model 371



Model 372



Model 373

Features

	371	372	373	375	376
Current measurement	AC	AC	AC/DC	AC/DC	AC/DC
Max. Resolution	1mA	1mA	10mA	10mA	10mA
LCD display counts	2000	4000	4000	4000	6000
AC True RMS				*	*
Display with backlight	*	*	*	*	*
Data Hold	*	*	*	*	*
Max Hold	*				
Zero Function			*	*	*
Auto Power Off	*	*	*	*	*
Low battery indication	*	*	*	*	*
Peak Current				*	
Inrush Current					*
1.2" (30mm) Jaw opening	*	*	*	*	*

Specifications

Function	Max Range	Basic Accuracy	371	372	373	375	376
Voltage DC	600V	±(0.5%+1d)	*	*	*	*	*
Voltage AC	600V	±(1.5%+2d)	*	*	*	*	*
Current DC	400A	±(2.0%+5d)			*	*	600A
Current AC	400A	±(2.5%+4d)	*	*	*	*	*
Resistance	40MΩ	±(3.0%+5d)	20MΩ	*	*	*	60MΩ
Temperature	1000°C/ 1832°F	±(3.0%+3d)		*	*	*	*
Capacitance	100uF	±(2.5%+5d)			*	40mF	60mF
Frequency	10MHz	±(1.2%+2d)			*	*	*
Inrush Current	600A	±(1.5%+2d)					*
Continuity check	Buzzer sounds at 50Ω		*	*	*	*	*
Diode test	Test current 0.3mA		*	*	*	*	*

Size(HxWxD): 197mm x 70mm x 40mm

Weight: 183g

Accessories:

Test leads, gift box with carrying case, Temperature probe(372,373, 375, 376 only) and 9V battery.



3340/3341/3342/3343 Series Professional AC, AC/DC Clamp Meters provide many functions for professional AC, AC/DC measurements including resistance, capacitance and diode test, etc. With mid-size and tear-drop shaped jaw, it is easy to use in crowded cable areas and other tight places.



Model 3341



Model 3343



1000A Clamp Meters

Double molded housing

CE

EMC & LVD
EN: 61326
EN: 61010-1,
EN: 61010-02-031

Features	3340	3341	3342	3343
Digital display counts	2000	4000	2000	4000
Electronic overload protection	*	*	*	*
Continuity buzzer & Diode check	*	*	*	*
Data Hold function	*	*	*	*
DCA Zero function				*
MAX Hold function	*		*	
Auto Power Off	*	*	*	*
Low battery indication	*	*	*	*
AC/DC Current				*
1.2" (30mm) Clamp jaw opening	*	*	*	*

Specifications	Function	Max Range	Basic Accuracy	Max. Resolution	3340	3341	3342	3343
DC Current	1000A	±(2.5%+5d)	1mA					*
AC Current	1000A	±(3.0%+4d)	10mA		*	*	*	*
DC Voltage	600V	±(0.8%+2d)	0.1mV		*	*	*	*
AC Voltage	600V	±(1.0%+4d)	0.1mV		*	*	*	*
Resistance	20MΩ	±(1.0%+4d)	0.1Ω		*		*	
	40MΩ	±(1.0%+4d)	0.1Ω			*		*
Capacitance	100.0uF	±(3.0%+5d)	0.01nF			*		*
Frequency	10MHz	±(1.2%+3d)	0.001Hz			*		
	20kHz	±(1.2%+3d)	0.01kHz				*	
	100kHz	±(1.2%+3d)	0.001Hz					*
Duty Cycle	99.9%	±(1.2%+3d)	0.1%			*	*	*
Temperature	1000°C/1832°F	±(3.0%+3d)	0.1°C/°F			*	*	*

Size(HxWxD): 229mm x 80mm x 49mm
Weight: 303g
Accessories:
 Test leads, gift box with carrying case & 9V battery, two "AAA" batteries(3340)
 Temperature probe(3341/3342/3343)

3343T/3344/3345/3347/3347W Series Professional True RMS Clamp Meters provide accurate AC, AC/DC Current and Voltage readings regardless of waveforms. These meters can be used in most industrial and commercial applications where non-linear loads distort the Current or Voltage waveform.

- Double molded housing
- Electronic overload protection
- Auto Power Off

1000A True RMS

Peak Hold Function

CE

EMC & LVD
EN: 61326
EN: 61010-1,
EN: 61010-02-031

Features	3343T	3344	3345	3347	3347W
True RMS measurements	*	*	*	*	*
Digital display counts	4000	4000	4000	4000	4000
Electronic overload protection	*	*	*	*	*
Analog Bargraph/segments	*	*	*	*	*
Continuity buzzer & Diode check	*	*	*	*	*
Data Hold function	*	*	*	*	*
Peak Hold function		*	*	*	*
DCA Zero function	*			*	*
Auto Power Off		*	*	*	*
Low battery indication	*	*	*	*	*
AC/DC Current	*	AC Current	AC Current	*	*
1.2" (30mm) Clamp jaw opening	*	*	*	*	*
USB interface					*
Wireless transmitter					915MHz
Receive Sensitivity					-109dBm
Communication Distance					≤ 100m

Specifications	Function	Max Range	Basic Accuracy	Max. Resolution	3343T	3344	3345	3347/3347W
AC Current	1000 A	±(2.5%+5d)	10mA		*	*	*	*
DC Current	1000 A	±(3.0%+4d)	10mA		*			*
AC Voltage	600V	±(0.8%+2d)	0.1mV		*	*	*	*
DC Voltage	600V	±(1.0%+4d)	0.1mV		*	*	*	*
Resistance	40MΩ	±(1.0%+4d)	0.1Ω		*	*	*	*
Capacitance	40mF	±(3.0%+5d)	0.01nF		100μF	*	*	*
Frequency	10MHz	±(1.2%+3d)	0.01MHz		100kHz	*	4kHz	4kHz
Temperature	1000°C/1832°F	±(3.0%+5d)	1°C/°F		*	*	*	*

Size(HxWxD): 229mm x 80mm x 49mm
Weight: 303g
Accessories:
 Test leads, gift box with carrying case, 9V battery and Temperature probe (3343T/3345/3347/3347W)
 USB cable and Software(3347W)



Model 3345



Model 3347



1000A Clamp Meters

Double molded housing

3360/3361/3363/3366/3367/3368 series professional 1000A AC, AC/DC clamp meters provide multi-function for 1000A AC, AC/DC, voltage, resistance, capacitance, Frequency, Temperature, duty cycle and continuity. These series are with 6000 / 6600 counts digital LCD display and analog bargraph.



EMC & LVD
EN: 61326
EN: 61010-1,
EN: 61010-02-031



- Analog Bargraph/Segments
- Electronic overload protection
- Data Hold function
- DCA Zero function
- Max/Min function
- Low battery indication
- Auto Power Off

Features

	3360	3361	3363	3367	3366	3368
Digital display counts	6000	6000	6000	6000	6600	6600
Analog Bargraph/Segments	*/60	*/60	*/60	*/60	*/60	*/60
Electronic overload protection	*	*	*	*	*	*
Continuity buzzer & Diode check	*	*	*	*	*	*
Data Hold function	*	*	*	*	*	*
DCA Zero function	*	*	*	*	*	*
Min/Max Hold function	*	*	*	*	*	*
Auto Power Off	*	*	*	*	*	*
Low battery indication	*	*	*	*	*	*
AC/DC Current	AC current	AC current	*	*	AC current	*
True RMS measurements	*	*	*	*	*	*
1.2" (30mm) Clamp jaw opening	*	*	*	*	*	*
Inrush current function	*	*	*	*	*	*

Specifications

Function	Max Range	Basic Accuracy	Max. Resolution	3360	3361	3363	3367	3366	3368
DC Current	1000A	±(2.5%+5d)	1mA	*	*	*	*	*	*
AC Current	1000A	±(3.0%+4d)	10mA	*	*	*	*	*	*
DC Voltage	600V	±(0.8%+2d)	0.1mV	*	*	*	*	*	*
AC Voltage	600V	±(1.0%+4d)	0.1mV	*	*	*	*	*	*
Resistance	60MΩ	±(1.0%+4d)	0.1Ω	*	*	*	*	66MΩ	66MΩ
Capacitance	4000μF	±(3.0%+5d)	0.01nF	*	*	*	*	40mF	40mF
Frequency	10MHz	±(1.2%+3d)	0.001Hz	*	*	*	*	10kHz	10kHz
Duty Cycle	99.9%	±(1.2%+3d)	0.1%	*	*	*	*	*	*
Temperature	1000°C/1832°F	±(3.0%+3d)	0.1°C/°F	*	*	*	*	*	*
Inrush current	1000A	0.1A	±(2.0%+5d)	*	*	*	*	*	*
Continuity check	Threshold 40Ω, test current <0.5mA								
Diode test	Test current of 0.3mA typical, open circuit voltage <3V DC typical								

Size(HxWxD): 229mm x 80mm x 49mm
Weight: 303g

Accessories:

Test leads, gift box with carrying case, 9V battery, Temperature probe(3361/3363/3367/3366/3368)



Model 3368



- 1500A True RMS
- 40000 Counts(3351/3352)

- Peak Hold Function
- Inrush current measurement



EMC & LVD
EN: 61326
EN: 61010-1,
EN: 61010-02-031



Features

	3350	3351	3352
Current measurement	AC/DC	AC/DC	AC/DC
Power clamp meter	*	*	*
LCD display counts	6600	40000	40000
AC True RMS	*	*	*
Display with backlight	*	*	*
Inrush current measurement	*	*	*
Max/Min, Data Hold	*	*	*
REL (Zero) Function	*	*	*
Auto Power Off	*	*	*
Low battery indication	*	*	*
Analog Bargraph / 41 seg.	*	*	*
2.16" (55mm) Jaw opening	*	*	*
NCV Detection	*	*	*

Specifications

Function	Max Range	Basic Accuracy	3350	3351	3352
Current DC	1500A	±(2.0%+10d)	*	*	*
Current AC	1500A	±(2.8%+10d)	*	*	*
AC kW/kVA	900.0kW	±(3.0%+10d)			*
(AC kW/kVA TRMS 0-600V, 0-1500A, 50/60Hz)					
DC kW/kVA	900.0kW	±(2.5%+10d)			*
(DC kW/kVA 0-600V, 0-1500A, 50/60Hz)					
Power Factor	0.3~1	±(2.5%+10d)			*
Voltage DC	1000.0V	±(0.1%+5d)	1000V	*	*
Voltage AC	750.0V	±(0.5%+5d)	750V	*	*
Resistance	40.000MΩ	±(0.5%+4d)	*	*	*
Temperature	1000°C/ 1832°F	±(1.0%+1°C/1°F)	*	*	*
Capacitance	40.00mF	±(2.5%+5d)	*	*	*
Duty Cycle	10.0 to 95.0%	±(0.5%+2d)	*	*	*
Frequency	40.000MHz	±(1.2%+2d)	*	*	*
Inrush Current	1500A	±(1.5%+2d)	*	*	*
Continuity check	Buzzer sounds at 50Ω				
Diode test	Test current 0.3mA				

Size(HxWxD): 295mm x 100mm x 46mm
Weight: 537g

Accessories:

Test leads, gift box with carrying case and 9V battery, Temperature probe.

3351 is a True RMS 1500A AC/DC Clamp Meter, 3352 is a True RMS Power Meter, which provide much more safe measurements with double molded plastic housing design. True RMS AC/DC voltage and current measurements, 40,000 counts and 0.1% basic DC accuracy within the reach of more customers. The large LCD display with analog bargraph and backlit ensures that readings are easy to read under all circumstances.

Measuring starting current for motors, lighting, etc. is easy with their rush current function.

All inputs are protected by EN 61010-1 CATIV 600V/CATIII 1000V.



Model 3351

Model 3350



The 350 series clamp meters offer all the features you need to fit the way you work. The small bodies and jaws fit perfectly in your hand and into tight places. Meter controls are positioned so that current measurements can be done with one hand. A large backlit display (on most models) is easy to see and a handy Display Hold keeps measurements on the display. Measuring starting current for motors, lighting, etc. It is easy with the inrush current function (on most models).

- Double molded plastic housing
- Auto Power Off



EMC & LVD
EN: 61326
EN: 61010-1,
EN: 61010-02-031



Model 350

Model 351

Features

	350	351	352	353
Current measurement	AC	AC/DC	AC	AC/DC
LCD display counts	4000	4000	2000	50000
Data Hold	*	*	*	*
REL (Zero) Function	*	*	*	*
Auto Power Off	*	*	*	*
Low battery indication	*	*	*	*
1.2" (30mm) Jaw opening	*	*	*	*
NCV Detection	*	*	*	*

Specifications

Function	Max Range	Basic Accuracy	350	351	352	353
Voltage DC	600V	±(0.5%+1d)	*	*	*	*
Voltage AC	600V	±(1.5%+2d)	*	*	*	*
Current DC	400A	±(2.0%+5d)	*	*	*	*
Current AC	400A	±(2.5%+4d)	*	*	*	*
Resistance	40MΩ	±(3.0%+5d)	*	*	*	*
Temperature	760°C/ 1400°F	±(3.0%+3d)	*	*	*	*
Capacitance	100uF	±(2.5%+5d)	*	*	*	10mF
Frequency	10MHz	±(1.2%+2d)	*	10kHz	*	*
Continuity check	Buzzer sounds at 50Ω					
Diode test	Test current 0.3mA					

Size(HxWxD): 198mm x 66mm x 36mm
Weight: 230g

Accessories:
Test leads, gift box with carrying case, Temperature probe and Two "AAA" 1.5V batteries.



The 355 series clamp meters offer all needed features for measurement. It with small bodies and jaws design for perfectly handhold and tight place testing. A large backlit display (on most models) is easy to see and a handy Display Hold keeps measurements on the display.

True RMS



EMC & LVD
EN: 61326
EN: 61010-1,
EN: 61010-02-031

- Double molded plastic housing
- True RMS measurement for ACV & ACA
- Auto Power Off

Features

	355	356	357	355W	356W	358
Current measurement	AC	AC/DC	AC/DC	AC	AC/DC	AC/DC
LCD display counts	6000	6000	40000	6000	6000	50000
AC True RMS	*	*	*	*	*	*
Display with backlight	*	*	*	*	*	*
Data Hold	*	*	*	*	*	*
Max /Min	*	*	*	*	*	*
REL (Zero) Function	*	*	*	*	*	*
Auto Power Off	*	*	*	*	*	*
Low battery indication	*	*	*	*	*	*
Analog Bargraph / 61 seg.	*	*	*	*	*	*
1.57" (40mm) Jaw opening	*	*	*	*	*	*
NCV Detection	*	*	*	*	*	*
USB interface				*	*	*
Wireless transmitter				433MHz	915MHz	
Receive Sensitivity				-109dBm		
Communication Distance				≤ 100m		

Specifications

Function	Max Range	Basic Accuracy	355/355W	356/356W	357	358
Voltage DC	600V	±(0.5%+1d)	*	*	*	*
Voltage AC	600V	±(1.5%+2d)	*	*	*	*
Current DC	1000A	±(2.0%+5d)	*	*	*	*
Current AC	1000A	±(2.5%+4d)	*	*	*	*
Resistance	60MΩ	±(3.0%+5d)	*	*	*	*
Temperature	760°C/ 1400°F	±(3.0%+3d)	*	*	*	*
Capacitance	4000uF	±(2.5%+5d)	*	*	*	10mF
Frequency	10MHz	±(1.2%+2d)	*	10kHz	10kHz	10MHz
Inrush Current	600A	±(1.5%+2d)			*	*
Continuity check	Buzzer sounds at 50Ω					
Diode test	Test current 0.3mA					

Size(HxWxD): 230mm x 76mm x 40mm
Weight: 315g




Accessories:
Test leads, gift box with carrying case, Temperature probe and 9V battery.
USB cable and Software(355W/356W)



Model 356

Model 358



Inrush current (366)

True RMS (363/366)



The 360 series clamp meters offer all needed features for measurement. It with small bodies and jaws design for perfectly handhold and tight place testing. A large backlit display (on most models) is easy to see and a handy Display Hold keeps measurements on the display. Measuring starting current for motors, lighting, etc. is easy with the inrush current function (366 only).

- Double molded plastic housing
- Inrush current function (366 only)
- Auto Power Off

Features	360	361	362	363	366
Current measurement	AC	AC	AC/DC	AC/DC	AC/DC
Max. Resolution	1mA	1mA	10mA	10mA	10mA
LCD display counts	2000	4000	4000	4000	6000
AC True RMS				*	*
Display with backlight	*	*	*	*	*
Data Hold	*	*	*	*	*
Max Hold	*				
Zero Function			*	*	*
Auto Power Off	*	*	*	*	*
Low battery indication	*	*	*	*	*
Peak Current				*	*
Inrush Current					*
1.2" (30mm) Jaw opening	*	*	*	*	*

Specifications	Max Range	Basic Accuracy	360	361	362	363	366
Voltage DC	600V	±(0.5%+1d)	*	*	*	*	*
Voltage AC	600V	±(1.5%+2d)	*	*	*	*	*
Current DC	400A	±(2.0%+5d)			*	*	600A
Current AC	400A	±(2.5%+4d)	*	*	*	*	*
Resistance	40MΩ	±(3.0%+5d)	20MΩ	*	*	*	60MΩ
Temperature	1000°C/ 1832°F	±(3.0%+3d)		*	*	*	*
Capacitance	100uF	±(2.5%+5d)			*	*	40mF 60mF
Frequency	10MHz	±(1.2%+2d)			*	*	*
Inrush Current	600A	±(1.5%+2d)					*
Continuity check	Buzzer sounds at 50Ω		*	*	*	*	*
Diode test	Test current 0.3mA		*	*	*	*	*

Size(HxWxD): 197mm x 70mm x 40mm
Weight: 183g

Accessories:
Test leads, gift box with carrying case, Temperature probe(361,362, 363, 366 only) and 9V battery.



Model 360



EMC & LVD
EN: 61326
EN: 61010-1,
EN: 61010-02-031



Model 363



Model 362



370 clamp meter offers all needed features for measurement. It has small bodies and jaws design for perfectly handhold and tight place testing. A large backlit display (on most models) is easy to see and a handy Display Hold keeps measurements on the display. Measuring starting current for motors, lighting, etc.



Drop-proof to 2M

Heavy Duty housing design

Features
200A AC Current measurement
4000 counts LCD display
Compact size
REL Function
Data Hold
Low battery indication
1.2" (30mm) Jaw opening



EMC & LVD
EN: 61326
EN: 61010-1,
EN: 61010-02-031

Specifications	Max Range	Basic Accuracy
Voltage DC	600V	±(0.5%+1d)
Voltage AC	600V	±(0.5%+2d)
Current AC	200A	±(2.5%+4d)
Resistance	40MΩ	±(3.0%+5d)
Temperature	1000°C/ 1832°F	±(3.0%+3d)
Capacitance	100uF	±(2.5%+5d)
Frequency	10MHz	±(1.2%+2d)
Continuity check	Buzzer sounds at 50Ω	
Diode test	Test current 0.3mA	

Size(HxWxD): 230mm x 82mm x 40mm
Weight: 230g

Accessories:
Test leads, gift box with carrying case, Temperature probe and Two"AAA"1.5V batteries.



Model 370

The 380 series clamp meters offer all the features you need to fit the way you work. The small bodies and jaws fit perfectly in your hand and into tight places.

Features	380	381	382	383
Current measurement	AC	AC	AC/DC	AC/DC
LCD display counts	2000	4000	2000	4000
Data Hold	*	*	*	*
REL (Zero) Function			*	*
Auto Power Off	*	*	*	*
Low battery indication	*	*	*	*
1.2" (30mm) Jaw opening	*	*	*	*
NCV Detection	*	*	*	*

Specifications	Max Range	Basic Accuracy	380	381	382	383
Voltage DC	600V	±(0.5%+1d)	*	*	*	*
Voltage AC	600V	±(1.5%+2d)	*	*	*	*
Current DC	400A	±(2.0%+5d)			200A	*
Current AC	400A	±(2.5%+4d)	*	*	200A	*
Resistance	40MΩ	±(3.0%+5d)	20MΩ	*	20MΩ	*
Temperature	1000°C/ 1832°F	±(3.0%+3d)	*	*	*	*
Capacitance	100uF	±(2.5%+5d)		*	*	*
Frequency	10MHz	±(1.2%+2d)		10kHz	*	10kHz
Continuity check	Buzzer sounds at 50Ω					
Diode test	Test current 0.3mA					

Size(HxWxD): 230mm x 82mm x 40mm
Weight: 230g

Accessories:
Test leads, gift box with carrying case, Temperature probe and Two"AAA"1.5V batteries.



EMC & LVD
EN: 61326
EN: 61010-1,
EN: 61010-02-031



Model 383

3 in 1 Mini AC, AC/DC Clamp Meters



Features	35	36
True RMS		*
AC/DC Voltage, Resistance, Continuity, Diode check	*	*
Digital display counts	2000	2000-9999
0.7" Jaw opening	*	*
Non-contact Voltage detector and Flashlight	*	*
AC Current	*	*
DC Current		*
Data Hold function		*
MAX/MIN function	MAX	*
DCA Zero function		*
Peak Hold function		*
Auto Power Off	*	*
Low battery indication	*	*
Backlight Display	*	*

Specifications	35	36
Function		
AC Current	200A	±(2.5%+8d) *
DC Current	200A	±(2.0%+5d) *
Voltage DC	600V	±(0.5%+1d) 0.2-600V auto 600.0V
Voltage AC	600V	±(1.5%+2d) 0.2-600V auto 600.0V
Resistance	20MΩ	±(3.0%+5d) 0.2k-20MΩ auto 999.9Ω
Diode	Open circuit voltage 1.5V, Test current 0.3mA (FC-35 only)	
Continuity	Buzzer sounds at 100Ω	
Non-contact Voltage detection : 100-600VAC		

Size(HxWxD): 178mm x 65mm x 32mm
Weight: 170g

Accessories:
Test leads, clamshell with carrying case and Two "AAA"1.5V batteries.



The FC-31/32/33 Series are designed to verify the presence of load current, Non-contact Voltage and Flashlight, etc. The small bodies and jaws fit perfectly in your hand and a large backlit display is easy to read.



Features	31	32	33
Digital display counts	2000	2400	2400
Jaw opening	0.7"	0.7"	0.7"
Non-contact Voltage detector and Flashlight	*	*	*
Non-contact Frequency measurements		*	*
AC/DC Current		*	*
AC/DC Leakage Current Tester		*	*
Data Hold function	*	*	*
MAX Hold function	*	*	*
DCA Zero function		*	*
Auto Power Off	*	*	*
Low battery indication	*	*	*
Backlight Display		*	*

Specifications	31	32	33
Function			
AC Current	2A	±(3.0%+8d) 1mA	*
	20A	±(3.0%+8d) 10mA	*
	80A	±(3.0%+8d) 100mA	*
	200A	±(3.0%+8d) 100mA	*
DC Current	2A	±(2.8%+8d) 1mA	*
	80A	±(2.8%+8d) 100mA	*
	200A	±(3.0%+8d) 100mA	*
Frequency	40-51Hz	±(1.2%+5d) 0.01Hz	*
	51-510Hz	±(1.2%+3d) 0.1Hz	*
	0.51-1kHz	±(1.2%+3d) 0.001kHz	*
Non-contact Voltage detection : 100-600VAC			

Size(HxWxD): 164mm x 65mm x 32mm
Weight: 151g

Accessories:
Clamshell with carrying case and Two "AAA"1.5V batteries.



The 339 is new designed to verify the presence of load current, voltage and resistance, etc. The small bodies and jaws fit perfectly in your hand and a large backlit display is easy to read.

Test lead mA range with high 1mA resolution for HVAC and Process control applications
Data Hold freeze the displayed value
Auto Power Off

High Resolution



Model 337



Model 338

Features	337	338	339
Small jaw size	0.5"	0.8"	0.7"
1mA high resolution	*	*	*
True RMS AC clamp-on multimeter		*	*
Type K Temperature function		*	*
Digital clamp tester for AC/DC current measurement	*	*	*
Providing wide measuring range from very small to large current	*	*	*
Designed to safety standard IEC 61010-2-032: CAT III 600V and pollution degree 2.	*	*	*
Display counts	4000	4000	5000
Auto power off & Data hold function	*	*	*
Peak hold ,Max/Min hold and Relative functions		*	*
Advanced functions include Capacitance, Frequency		*	*

Specifications	Function	Max. Range	Max. Resolution	Basic Accuracy	337	338	339
Current AC	80A	1mA	±(2.5%+5d)	*	*	*	
Current DC	80A	1mA	±(2.5%+4d)	*	*	*	
Voltage AC	400mV~600V	0.1mV	±(2.0%+4d)	*	*	*	
Voltage DC	400mV~600V	0.1mV	±(1.5%+3d)	*	*	*	
Resistance	400Ω~40MΩ	0.1Ω	±(1.5%+2d)	*	*	*	
Frequency	5Hz~10MHz	0.001Hz	±(1.2%+3d)	*	*	*	
% Duty	5%~99.9%	0.1%	±(1.2%+3d)	*	*	*	
Capacitance	40mF	0.001nF	±(3.5%+10d)	100uF	*	500.0uF	
Temperature	-20°C~+760°C	0.1 °C	±(2.0%+3°C)		*	*	
	-4 °F~+1400 °F	0.1 °F	±(2.0%+ 3°F)		*	*	
Diode Check	Test current of 0.3mA, Open circuit voltage 3.0V(338)			*	*	*	
Continuity Check	Threshold 50Ω			*	*	*	

Size(HxWxD): 210mm x 70mm x 37mm
Weight: 200g

Accessories:
Test leads, Gift box with carrying case, 9V battery.



Model 339



EMC & LVD
EN: 61326
EN: 61010-1,
EN: 61010-02-031

The 330 series are designed to verify the presence of load current, voltage and resistance, etc. The small bodies and jaws fit perfectly in your hand and a large backlit display is easy to read.

- Test lead μA range with high 0.1μA resolution for HVAC and Process control applications (335/336 only)
- Data Hold freeze the displayed value
- Auto Power Off

Features	330	331	332/ 332T	333/ 333T	335	336
Max. Resolution to Current measurement	AC 1mA	AC 1mA	AC/DC 10mA	AC/DC 10mA	AC/DC 0.1uA	AC/DC 0.1uA
LCD display counts	2000	2000	4000	4000	4000	4000
AC True RMS			332T	333T		
Display with backlight	*	*	*	*	*	*
Data Hold	*	*	*	*	*	*
Max Hold	*	*				
Zero Function			*	*	*	*
Auto Power Off	*	*	*	*	*	*
Low battery indication	*	*	*	*	*	*
AC/DC Current			*	*	*	*
0.9" (23mm) Jaw size	*	*	*	*	*	*

Specifications	Function	Max Range	Basic Accuracy	330	331	332	333	335	336
Voltage DC	600V	±(0.5%+1d)		*	*	*	*	*	*
Voltage AC	600V	±(1.5%+2d)		*	*	*	*	*	*
Current DC	400A	±(2.5%+5d)				*	*		
Current AC	400A	±(3.0%+4d)		*	*	*	*	*	*
Resistance	20MΩ	±(3.0%+5d)		*	*	40MΩ	40MΩ	40MΩ	40MΩ
Temperature	1000°C/ 1832°F	±(3.0%+3d)		*		*	*		
Capacitance	100uF	±(2.5%+5d)				*	*	*	*
Frequency	150KHz	±(1.2%+2d)				*	*	*	*
	10MHz								*
Continuity	Buzzer sounds at 100Ω			*	*	*	*	*	*
Diode	Test current 0.3mA; Open circuit voltage 1.5V			*	*	*	*	*	*

Size(HxWxD): 205mm x 70mm x 37mm
Weight: 200g

Accessories:
Test leads, gift box with carrying case, Temperature probe(331, 333, 335 only) and Two "AAA" 1.5V batteries.



EMC & LVD
EN: 61326
EN: 61010-1,
EN: 61010-02-031



Model 333



Model 330



Model 332

Model 3310

3310 Series Professional 1000A AC Clamp Meters provide many functions for professional AC current and voltage measurements including resistance, capacitance and diode test, etc. With mid-size and tear-drop shaped jaw, it is easy to use in crowded cable areas and other tight places.



EMC & LVD
EN: 61326
EN: 61010-1, EN: 61010-02-031

Features	3310	3311
Current measurements	AC	AC
Digital display counts	4000	4000
Electronic overload protection	*	*
Continuity buzzer & Diode check	*	*
Data Hold function	*	*
Auto Power Off	*	*
Low battery indication	*	*
Display with backlight	*	*
2.16" (55mm) Clamp jaw opening	*	*

Specifications	Function	Max Range	Basic Accuracy	Max. Resolution	3310	3311
AC Current	1000 A	±(2.5%+5d)	100mA	*	*	
AC Voltage	1000V	±(1.0%+4d)	0.1mV	*	*	
DC Voltage	1000V	±(0.5%+4d)	0.1mV	*	*	
Resistance	40MΩ	±(1.0%+2d)	0.1Ω	*	*	
Capacitance	40mF	±(3.0%+5d)	0.01nF	*	*	
Frequency	10MHz	±(1.2%+2d)	0.001Hz	*	*	

Model 3311



Size(HxWxD): 270mm x 107mm x 50mm
Weight: 554g

Accessories:
Test leads, gift box with carrying case, 9V battery.

Model 3313

3312/3313/3315/3316 Series Professional 2000A AC, AC/DC Clamp Meters provide many functions for professional AC, AC/DC measurements including resistance, capacitance and diode test, etc. With mid-size and tear-drop shaped jaw, it is easy to use in crowded cable areas and other tight places.



EMC & LVD
EN: 61326
EN: 61010-1, EN: 61010-02-031

Features	3312	3313	3315	3316
Current measurements	AC	AC/DC	AC/DC	AC/DC
True RMS measurements	*	*	*	*
Digital display counts	4000	4000	4000	4000
Electronic overload protection	*	*	*	*
Continuity buzzer & Diode check	*	*	*	*
Data Hold function	*	*	*	*
Peak Hold	*	*	*	*
DCA Zero function	*	*	*	*
Auto Power Off	*	*	*	*
Low battery indication	*	*	*	*
Display with backlight	*	*	*	*
2.16" (55mm) Clamp jaw opening	*	*	*	*

Specifications	Function	Max Range	Basic Accuracy	Max. Resolution	3312	3313	3315	3316
AC Current	2000A	±(2.5%+5d)	100mA	*	*	*	*	
DC Current	2000A	±(2.5%+5d)	100mA	*	*	*	*	
AC Voltage	1000V	±(1.0%+4d)	0.1mV	*	*	*	*	
DC Voltage	1000V	±(0.5%+4d)	0.1mV	*	*	*	*	
Resistance	40MΩ	±(1.0%+2d)	0.1Ω	*	*	*	*	
Frequency	10MHz	±(1.2%+2d)	0.001Hz	*	*	*	*	



Size(HxWxD): 270mm x 107mm x 50mm
Weight: 554g

Accessories:
Test leads, gift box with carrying case, 9V battery.

Model 3315



Model 3312



Model 3348

1000A True RMS

DC/AC True Power to 240kW



EMC & LVD
EN: 61326
EN: 61010-1, EN: 61010-02-031

3348 Professional True RMS 1000A AC/DC Watt Clamp Meter provides accurate Watt, AC/DC Current and Voltage readings regardless of waveforms.

- Double molded housing
- Auto Power Off

Features

- True RMS AC Voltage and Current
- DC and AC True Power to 240kW
- 1.2"(30mm) Clamp jaw opening
- Electronic overload protection
- Continuity buzzer & Diode check
- Data Hold function
- DCA Zero function
- Auto Power Off
- Low battery indication
- AC/DC Current

Specifications

Function	Max Range	Max. Resolution	Basic Accuracy
AC Current	1000 A	0.1A	±(2.5%+5d)
DC Current	1000 A	0.1A	±(3.0%+4d)
AC Voltage	600V	0.1mV	±(0.8%+2d)
DC Voltage	600V	0.1mV	±(1.0%+4d)
Resistance	40MΩ	0.1Ω	±(1.0%+4d)
Frequency	10MHz	0.01MHz	±(1.2%+3d)
AC Power	240kW	10W	±(3.0%+5d)
DC Power	240kW	10W	±(2.5%+5d)

Size(HxWxD): 229mm x 80mm x 49mm

Weight: 303g

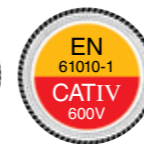
Accessories:

Test leads, gift box with carrying case & 9V battery



Model 3353

3353 Professional True RMS 1000A AC Watt Clamp Meter provides accurate Watt, AC Current and Voltage readings regardless of waveforms.



EMC & LVD
EN: 61326
EN: 61010-1,
EN: 61010-02-031

1000A True RMS

DC/AC True Power to 750kW

Features

- Analysis for Single Phase and Balanced 3 phase system
- True RMS Value (Voltage and Current)
- Large LCD Display with Backlight
- USB interface
- 4 digits with dual display LCD
- MIN / MAX measurement
- True power / apparent power / power factor measurement
- Data Hold
- Auto Ranging
- Overflow Indication
- Auto Power Off
- Manual Data Memory and Read (99 sets)
- NCV Detection
- 2.16" (55mm) Jaw opening

Specifications

Function	Range	Basic Accuracy
AC Voltage	15V/100V/300V/750V	±(1.2%+5)
AC Current	40A/100A/400A/1000A	±(2%+5)
True Power	0.60kW—750kW	±(3%+5)
Apparent Power	0.60kVA—750kVA	±(3%+5)
Reactive Power	0.60kVAr—750kVAr	±(4%+20)of 15V/1000A else±(4%+5)
Power Factor	0.3-1	±(2%+20)
Phase Angle	0°-90°	±1°
Frequency	20Hz-200Hz	±(0.5%+5)
Energy	1-9999kWh	±(3%+2)

Size(HxWxD): 295mm x 100mm x 46mm

Weight: 537g

Accessories:

Test leads, gift box with carrying case and 9V battery, USB Cable, CD Software.



AC leakage current tester 9809 is a multifunction clamp meter with very good resolution of 10uA. It is very useful for power system check and installation. With the measuring range up to 100A, this tester is great for appliance installation or for car applications

- 10uA high resolution
- Large 3 3/4 (4000 counts) LCD display
- Auto Power Off
- Shielded transformer jaw opens to 1.2"
- Max/Min, Data Hold, Low battery indication
- Overload protection

CE
EMC & LVD
EN: 61326
EN: 61010-1,
EN: 61010-02-031



Specifications

Function	Range	Resolution	Basic Accuracy
Current AC	40mA~100A	10uA~100mA	±(2.0%+3d)
Voltage AC	400V	0.1V	±(1.5%+10d)
Resistance	40~400Ω	0.1Ω	±(1.0%+2d)
Continuity Test	Threshold 40Ω, Continuity Beeper 2.5KHz		
1.2" (30mm) Clamp jaw opening			

Size(HxWxD): 209mm x 43mm x 30mm
Weight: 200g

Accessories:
Test leads, holster, gift box with carrying case, 9V battery

DT-9810 Mini AC Leakage Current Tester



EMC & LVD
EN: 61326
EN: 61010-1,
EN: 61010-02-031



Model 9810

- Shielded transformer jaw opens to 1.2"
- 100µA high resolution
- Least affected by external magnetic field, providing wide measuring range from very small to large current
- Designed to safety standard IEC 61010-2-032: over-voltage CAT.III, 300V and pollution degree 2.
- Data hold function to allow for easy reading in dimly lit or hard-to-reach locations
- Dynamic range of 2000 counts full scale
- Auto power off

Specifications

Range	Resolution	Basic Accuracy
200mA	0.1mA	± (2.5% + 8d)
2A	1mA	± (2.5% + 8d)
20A	0.1A	± (2.5% + 8d)

Size(HxWxD): 182mm x 61mm x 34mm
Weight: 225g

Accessories:
Gift box with carrying case and 9V battery

Features

Large transformer jaws of 68mm diameter makes it possible to clamp on all three or four wires (3 phases) together for leakage current measurement.
Frequency filter switch to eliminate the effect of the harmonics.
Measurement from mA up to AC 1000A
True RMS enables an accurate measurement for distorted waveforms.
Peak hold function
Data hold function: Allows for easy reading in dimly light or hard-to-reach locations
Large LCD display with backlight
International safety standard IEC61010-1 CAT.III 600V

Specifications

Function	Range	Range	Accuracy(50/60Hz)	Accuracy(40~1kHz)
AC Current	200mA	0.1mA	±(1.5%+10d)	±(3.0%+10d)
	2A	1mA	±(1.5%+10d)	±(3.0%+10d)
	20A	10mA	±(1.5%+10d)	±(3.0%+10d)
	200A	100mA	±(2.0%+10d)	±(3.5%+10d)
	1000A	1A	±(5.5%+10d)	±(10%+10d)
AC Voltage	600V	0.1V	±(1.0%+5d)	
DC Voltage	600V	0.1V	±(1.0%+5d)	
Resistance	600Ω	0.1Ω	±(1.0%+5d)	
Continuity Test	Threshold 40Ω, Continuity Beeper 2KHz			
Conductor size	Φ68mm max.			
Frequency response	40Hz-1kHz			
Effect of external stray magnetic field	10mA AC max. Φ15mm 100A			
Applicable standards	IEC 61010-1 CAT.III 600V IEC 61010-2-032			

Size(HxWxD): 250mm x 113mm x 45mm
Weight: 490g

Accessories:
Gift box with carrying case and 9V battery, Test leads.

DT-3355 Earth Ground Clamp Meter

Features

Large LCD display with backlight
Span of Jaw: 28mm for a long jaw; 32mm for a round jaw:
Protection Level: Double insulation
Structural Feature: In the jaw way
Range Shift: Automatic
External Magnetic Field: 40A/m
External Electric Field: 1V/m
Single Measuring Time: 1 second
Measurement Resistance Frequency: 1kHz
Maximum Resistance Measurement Resolution: 0.001 Ω
Resistance Measurement Range: 0.01-1000 Ω

Specifications

Function	Max Range	Max. Resolution	Basic Accuracy
Resistance	0.01~1000Ω	0.001Ω	±(1.0%+10d)
Current	0 ~ 20 A	1mA	±(2.5%+2d)

Size(HxWxD): 288mm x 100mm x 95mm
Weight: 1154g (for long jaw); 1120g (for round jaw).
Accessories:
Gift box with carrying case and 9V battery.



EMC & LVD
EN: 61326
EN: 61010-1,
EN: 61010-02-031



Model 9812



EMC & LVD
EN: 61326
EN: 61010-1,
EN: 61010-02-031



Model 3355



CP-03C AC/DC Clamp-on adaptor with bluetooth interface

CP-03A/CP-03B High Resolution AC, AC/DC Clamp-on Adaptors. Providing non-invasive Current measurements to 4A with resolution to 1mA for AC, DC/AC Current. The adaptors are perfect for low current automotive, industrial control or appliance repair. CP-03C AC/DC Clamp-on adaptor with bluetooth interface.

Specifications						
Function	Range	Output	Sensitivity	Basic Accuracy	CP-03A	CP-03B/03C
Current	4A	100mV/A	0.01A/mV AC	±(2.5%+0.06A)	AC	
	40A	10mV/A	0.1A/mV DC/AC	±(2.5%+0.03A)	AC	DC/AC
	400A	1mV/A	1A/mV DC/AC	±(2.8%+0.03A)	AC	DC/AC
Clamp jaw opening					1.2" (30mm)	
Non-contact voltage detector					50-600VAC	



EMC & LVD
EN: 50081-1, 50082-1
EN: 61010-1,
EN: 61010-02-031



Size(HxWxD): 150mm x 58mm x 35mm
Weight: 205g
Accessories:
Test leads, 9V battery and clamshell



Model CP-1000

Model CP-12



EMC & LVD
EN: 61326
EN: 61010-1,
EN: 61010-02-031



The CP-12/1000 are compatible with any Test Tool, Power Harmonics Analyzer, Oscilloscope, Multimeter, or other voltage measurement device.

- CP-12 AC Clamp-on Adaptor provides non-invasive Current measurements to 10A with resolution to 10mA for AC Current.
- CP-1000 is an AC/DC Clamp-on Adaptor.

Specifications						
Function	Range	Output	Sensitivity	Basic Accuracy	CP-12	CP-1000
Current	10A	1mV/100mA	0.1A/mV DC	±(3.0%+0.06A)	AC	
	100A	1mV/A	1A/mV DC	±(3.5%+0.03A)	AC	
	600A	0.1mV/A	10A/mV DC	±(3.0%+0.03A)		AC/DC
ACA/DCA	1000A	0.1mV/A	10A/mV DC	±(3.0%+0.03A)	AC	AC/DC
Clamp jaw opening:					1.2" (30mm)	

Size(HxWxD): 229mm x 80mm x 49mm
Weight:303g

Accessories:
Test leads, gift box with carrying case and 9V battery.

CP-09 Smaller sized , convenient-to-use AC current clamp-on Adaptor

CP-09 is the ideal tool to extend the current ranges for all Multimeters. The CP-09 is a 200A AC current clamp-on Adaptor with voltage output via a standard banana inputs to be connected to multimeters.

Specifications				
Function	Range	Output	Sensitivity	Basic Accuracy
Current AC	200A	1mV/A	1A/mV AC	±2%
0.7" (18mm) Clamp jaw opening				

Size(HxWxD): 80mm x 66mm x 31mm
Weight: 80g

Accessories:
Test leads and clamshell



Model CP-09

CP-10/11 High Resolution Mini AC/DC Clamp-on Adaptors

The CP-10/11 are compatible with any Test Tool, Power Harmonics Analyzer, Oscilloscope, Multimeter, or other voltage measurement device.

- 0.5" (12.5mm) Clamp jaw opening (CP-10)
- 0.9" (23mm) Clamp jaw opening (CP-11)

Specifications						
Function	Range	Output	Sensitivity	Basic Accuracy	CP-10	CP-11
Current	2A	100mV/A	0.01A/mV AC/DC	±3.5%	*	
	80A	10mV/A	1A/mV AC/DC	±3.5%	*	
	40A	10mV/A	0.1A/mV AC/DC	±3.5%		*
	400A	1mV/A	1A/mV AC/DC	±3.5%		*

Size(HxWxD): 190mm x 70mm x 40mm
Weight: 200g

Accessories:
Test leads, gift box with carrying case and 9V battery.



Model CP-10

Model CP-11